








When venipuncture using winged blood collection set and a coagulation (citrate) tube is to be drawn first, a discard tube should be drawn first. The discard tube must be used to fill the blood collection set tubing's "dead space" with blood. The discard tube does not need to be completely filled. This important step will ensure maintenance of the proper blood-to-additive ratio of the blood specimen. The discard tube should be a non-additive or coagulation tube.

Label Color	Laboratory Use	Additives/Inversions at Collection
 RED/BLACK	Serum Separator Tube (SST™) for serum determinations in chemistry and serology. Contains separator gel and should not be used for toxicology or drug testing.	Invert tube 5 times to ensure mixing of clot activator with blood.
 GRAY	For glucose determinations. Oxalate and EDTA anticoagulants will give plasma samples. Sodium fluoride is the antiglycolytic agent. Inversions ensure proper mixing of additive and blood.	<ul style="list-style-type: none"> • Potassium oxalate/sodium fluoride • Sodium fluoride/Na₂ EDTA
 BLUE	For coagulation determinations.	Do not under-fill or over-fill tube. There is a minimum fill indicator near the top of the tube. Invert tube 5 times to prevent clotting.
 YELLOW	Glass tube with liquid ACD for use in blood bank studies, HLA phenotyping, DNA, paternity testing.	Acid Citrate Dextrose (ACD) Invert tube 5 times to prevent clotting.
 GREEN	For plasma determinations in chemistry. Tube inversions prevent clotting.	<ul style="list-style-type: none"> • Sodium heparin • Lithium heparin. Invert tube 8-10 times to prevent clotting.
 LAVENDER	K2 EDTA for whole blood hematology determinations and immunohematology testing.	<ul style="list-style-type: none"> • Spray-dried K2 EDTA. Invert tube 8-10 times to prevent clotting.
 RED	For serum determinations in chemistry and serology, and for toxicology and drug testing.	<ul style="list-style-type: none"> • Clot activator. This tube is used for blood and fluid collection.

The stopper color alone does not indicate tube type – also refer to the tube label.

24 HR. URINE COLLECTION CONTAINER



This container is used when collecting urine for a 24-hr test.

Discard first AM (morning) specimen. Every specimen after the first AM is placed in the container (refrigerate in between collections of specimen). The next AM specimen is placed in the container.

URINE COLLECTION CONTAINER AND TRANSFER KIT



For collecting urines for Urinalysis and urine cultures

Please screw lid tightly

BD BBL CULTURE SWAB



Throat Culture

Wound Culture

Vaginal Culture

GBS Culture

COLLECTION KIT FOR OVA & PARASITE



Open the tube containing the liquid. Use the collection spoon built into the lid of the tube to collect specimen, place small scoopfuls of stool into the tube until contents rise to the red line. Mix the contents of the tube, twist the cap tightly and shake the tube vigorously until the contents are well mixed. Mark the labels on the tubes with the identification information requested.

GEN PROBE APTIMA COLLECTION SWABS



These unisex collection swabs are used for amplified DNA probe testing of *Neisseria gonorrhoeae* and *Chlamydia*. Urine specimens can also be submitted for testing with this methodology.
